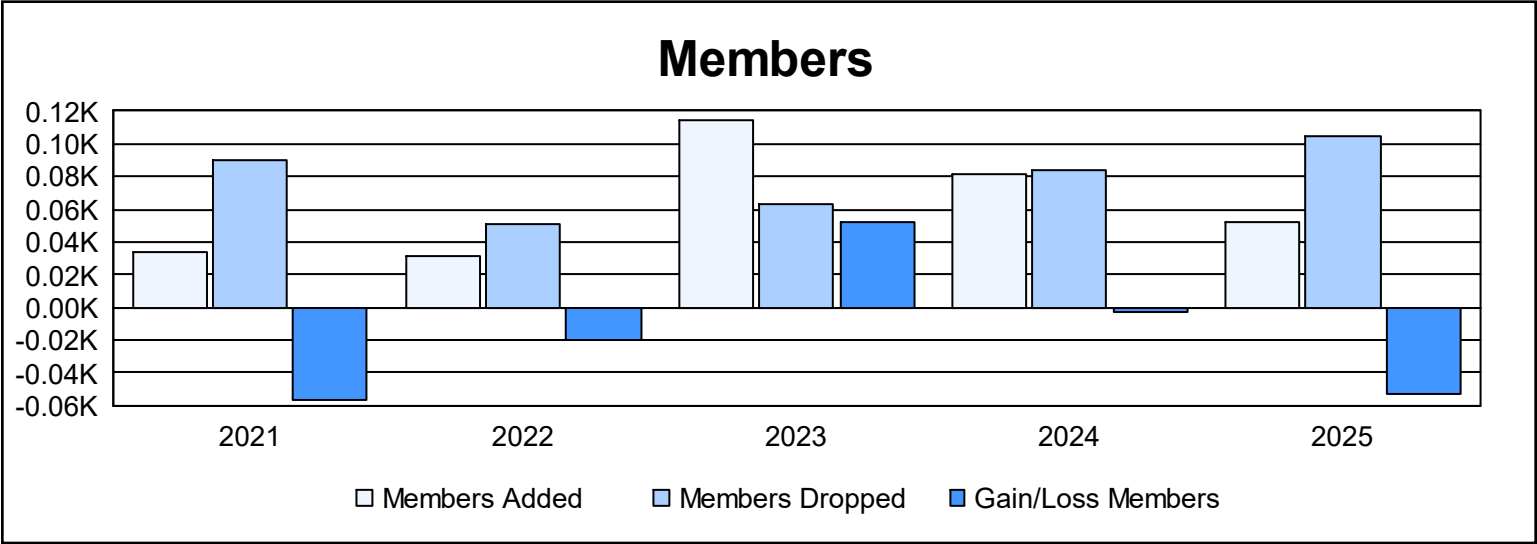
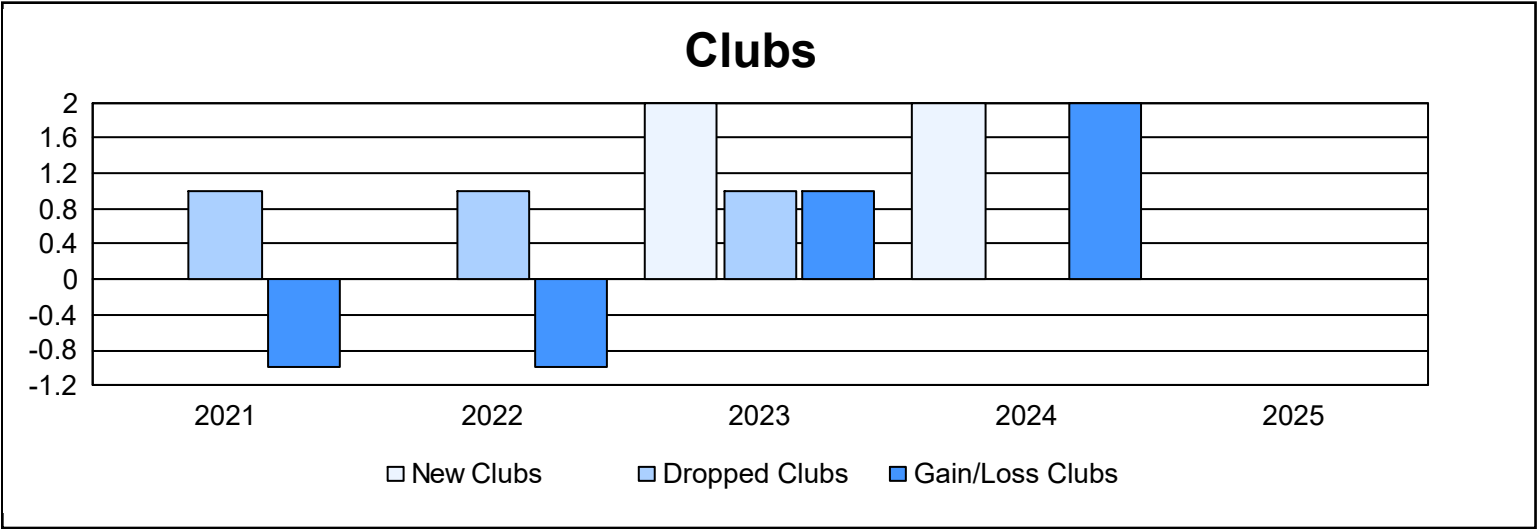
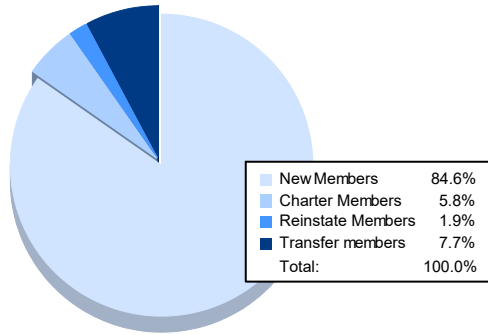


| Year      | New Clubs | Dropped Clubs | Gain/ Loss Clubs | New Members | Charter Members | Reinstate Members | Transfer Members | Total Member Added | Total Members Dropped | Gain/ Loss Members |
|-----------|-----------|---------------|------------------|-------------|-----------------|-------------------|------------------|--------------------|-----------------------|--------------------|
| 2020-2021 | 0         | 1             | -1               | 32          | 0               | 2                 | 0                | 34                 | 90                    | -56                |
| 2021-2022 | 0         | 1             | -1               | 27          | 1               | 2                 | 1                | 31                 | 51                    | -20                |
| 2022-2023 | 2         | 1             | 1                | 49          | 65              | 1                 | 0                | 115                | 63                    | 52                 |
| 2023-2024 | 2         | 0             | 2                | 23          | 56              | 2                 | 0                | 81                 | 84                    | -3                 |
| 2024-2025 |           |               |                  | 44          | 3               | 1                 | 4                | 52                 | 105                   | -53                |
| Average   | 1         | 1             | 0                | 35          | 25              | 2                 | 1                | 63                 | 79                    | -16                |



### Membership Composition June 2025 Cumulative



### Gender Composition June 2025 Cumulative

